

■ 배경지식 쌓기

vegetable에 대해 알아보기

■ 주요 단어 미리 배우기

- 빈출 단어: pulled, would, fell
- Story word: fetch

■ 파닉스

r-controlled vowel ar

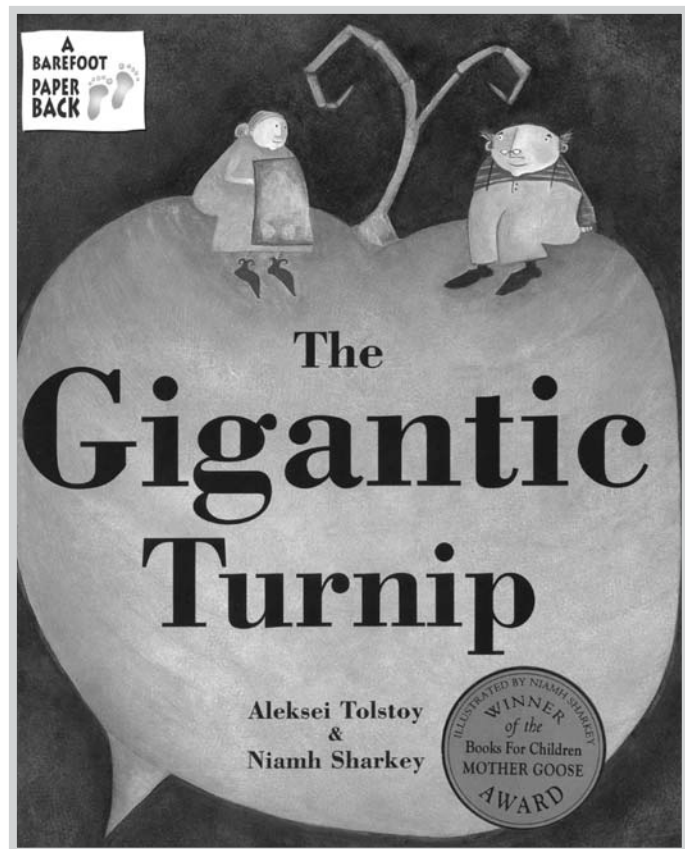
■ 주요 단어

sowed, harvested, heaved,
tugged, yanked, sniffed,
pot-bellied, speckled,
gigantic, crooked, overgrown

■ 내용 이해 및 쓰기

- 이야기의 주요 요소 파악하고 사건을 중심으로 정리하기
- 사건과 해결되는 과정 정리하기

The Gigantic Turnip



우리에게도 익숙한 전래동화로서 서로 협동하여 도우면 무엇이든 할 수 있다는 교훈을 담고 있는 책입니다. 다소 과장된 일러스트는 텍스트의 내용을 잘 표현하고 있어 아이들이 그림으로 즐거움을 유추하고 이해하는데 도움을 주며 이야기의 전개를 쉽게 예측할 수 있는 sequence 구조로 구성되어 있어 스토리를 쉽게 retelling할 수 있습니다. 또한 다양한 형용사들이 등장하여 유창하게 표현할 수 있는 능력을 키울 수 있습니다.

1차시 Introduce the Book

Teacher's Tip

협동(teamwork / cooperation)에 대해서 이야기를 나눕니다.

- What is teamwork?
When do people help each other?
Why is the teamwork important?

Teacher's Tip

- The horse pulled a wagon.
- This vegetable would be good for me.
- The book fell from a table.

배경지식 쌓기

■ Vegetable에 대해 이야기합니다.

- Let's talk about vegetables. What do you know about vegetables?
- What are vegetables?
- How are vegetables good for our baby?
- What kinds of vegetables are there? Write two of them.
- What do they grow from?
- What do they need in order to grow?
- Do you know how they grow?

이야기 나눈 내용을 정리하여 봅니다.

- Vegetables are _____.
- Vegetables are _____ for the bodies.
_____ and _____ are vegetables.
- Vegetables grow from _____.
- Vegetables need _____, _____
and _____ to grow.

주요 단어 미리 배우기

■ 책을 읽기 전 주요 단어를 미리 익힙니다.

(pulled, would, fell, fetch)

빈출 단어 pulled, would, fell은 함께 읽고 문장 중에서 단어를 확인한 후 빈출 단어가 포함된 문장을 만들어봅니다.

Fetch의 의미를 추측하며 이야기합니다.

- I wonder what the meaning of this word fetch could be.
Listen to the sentence and guess its meaning?
Whenever I throw a ball, my dog likes to fetch it.
Can you guess a similar word to fetch in this sentence?
Fetch means to bring something or someone.
- The dog is trained to fetch an object.

■ 파닉스

■ ar의 소리를 확인하고 포함된 단어를 익힙니다.

준비물 알파벳 카드(a, r), 단어 카드(arm, star, far, cart, farm, barn, garden, dark, bar, car)

단어 카드를 읽으며 공통된 소리를 찾고 알파벳을 확인합니다.

• Now, I'm going to say two words.

Car and star. Did you hear the same sound?

Yes, the /ar/ sound.

Do you know what letters make this sound?

Right, **a** and **r** makes this sound.

각각의 단어 카드를 정확히 읽으며 소리를 확인합니다.

bar	car	far	star	garden
arm	cart	farm	barn	dark

책을 읽으며 ar이 포함된 단어를 찾습니다. 모든 단어의 소리와 스펠링을 익힌 후에는 단어를 읽어주면 해당 단어를 써보는 활동을 합니다.

2차시 Language Art

Teacher's Tip

동의어(synonym)이나 반의어(antonym)를 확인하며 단어를 익힙니다.

Synonym words

- sowed: planted
- harvested: picked up
- heaved, tugged, yanked: pulled
- gigantic: very big or large
- overgrown: overrun

주요 단어

주요 단어를 익힙니다.

준비물

단어 카드(sowed, harvested, heaved, tugged, yanked, gigantic, overgrown, sniffed, pot-bellied, speckled, crooked)

우선 단어 카드를 보며 알고 있는 단어와 모르는 단어로 분류합니다.

뜻을 아는 단어는 다양한 문장을 통해 그 뜻을 상기하며 정리하고 뜻을 모르는 단어는 단어의 뜻이 표현된 그림이나 사진을 활용하거나 관련된 이야기를 하며 단어의 뜻을 익힙니다.

(overgrown)

- If the garden is overgrown, the garden is covered with too many plants because people did not take care of them.

How would the overgrown garden look like?

What other place could be overgrown?

The jungle could be overgrown.

행동을 나타내는 단어와 꾸미는 단어를 분류해 봅니다.

Verbs	Describing words
sowed	gigantic
harvested	overgrown
heaved	pot-bellied
tugged	speckled
yanked	crooked
sniffed	

배운 단어를 활용하여 문장을 만들어 봅니다.

- The farmer sowed seeds.
- I tugged a rope from both sides.
- We harvested corn last autumn.

3차시 Comprehension

■ 내용 이해 및 쓰기

■ 다시 한 번 책을 읽으며 다음의 내용을 확인합니다.

- Where does it take place?
At a farm.
- Who are the main characters?
The old man and the old woman.
- What animals did they keep?
They kept canaries, geese, hens, pigs, and a cow.
- Do you remember how pigs look like?
They are pot-bellied.
- What kind of vegetables did they sow?
They sowed peas, carrots, potatoes, beans, and turnips.
- How did one turnip look like?
It looked gigantic.
- What happened to that turnip when the old man tried to pull it?
It would not move.
- Who came next to help after four speckled hens?
Five white geese came to help.
- What did the old woman fetch at last?
She fetched a little mouse.
- What did they all do together?
They pulled the gigantic turnip together.

■ 사건(problem)과 문제 해결(solution) 과정을 중심으로 정리해 봅니다.

- Problem: The old man and woman wanted to pull a gigantic turnip but it would not move.
- Solution: Who came to help?
First, _____. Next, _____.
Next, _____. Next, _____.
Next, _____. Then, _____.
Last, _____.
They all pulled the turnip and finally it came out of the ground.


Teacher's Tip

책에 등장하는 인물을 아래와 같이 정리합니다.

- Who helped the old man and the old woman?

Animals	How many?	How are they?
cow	one	big, brown
pigs	two	pot-bellied
cats	three	black
hens	four	speckled
geese	five	white
canaries	six	yellow

Activity I

Complete the words. Then, circle the words that have the same middle sound as .



c _ _ t



b _ _ d



p _ _ k



g _ _ l




d _ _ k



sh _ _ t



g _ _ den



b _ _ n



t _ _ nip

Complete the sentence with the words below.

1. The old man and woman lived together in a _____ old cottage with a large, _____ garden.
2. There are four _____ hens and five _____ geese in the story.
3. The old man and the old woman _____ their carrots and potatoes and peas and beans and turnips.
4. There was just one big turnip left. In fact, it looked _____.
5. The old man and the old woman pulled and _____ and tugged and _____, but the turnip would not move.

crooked	gigantic	white	overgrown
speckled	harvested	heaved	yanked

Complete the sentences in the graphic organizer.

Problem

The old man and woman wanted to pull a _____
_____ but it would not move.

Solution

First, a brown cow came to help.

Next, _____.

Next, _____.

Next, _____.

Next, five white geese came to help.

Then, _____.

Last, _____.

They all _____ the turnip and finally it came out of the ground.