

## ■ 배경지식 쌓기

좋아하는 사람에 대해 이야기 나누기

## ■ 주요 단어 미리 배우기

- 빈출 단어: know, maybe, something
- Story word : matter

## ■ 파닉스

ea 패턴


## ■ 주요 단어

worried, usual, tremendous, boundary, excitement, courage, record, injury, tender

## ■ 내용 이해 및 쓰기

- 이야기의 주요 요소 파악하고 사건을 중심으로 정리하기
- 내용 요약하기

## Frog in Love



Frog의 가슴이 쿵쿵쿵쿵 뛰니다. 어디가 아픈 것일까요? 현명한 산토끼가 사랑에 빠졌다는 진단을 내려주네요. 자신과는 전혀 다른 외모를 가진 하얀 오리를 사랑하게 된 frog의 모습을 아키자 기하게 잘 표현한 이 책은 누군가를 좋아해본 경험이 있는 우리 아이들에게 공감과 웃음을 선사해 줄 것입니다. 사랑하는 사람을 위해 내가 할 수 있는 일은 무엇이 있을까 생각 하며 재미있게 읽어보세요.

# 1차시 Introduce the Book

## Teacher's Tip

자신이 좋아하는 사람을 만나면 기분이 어떨지, 그 사람에게 무엇을 주거나 해준 경험이 있는지 이야기해 봅니다.

## Teacher's Tip

- Do you want something cold?
- I know you are tired.
- Maybe it will rain soon.

## ■ 배경지식 쌓기

■ 자신이 좋아하는 사람들에 대해 이야기해 봅니다.

- Do you have someone that you like?

Who do you like? You could like your parents, friends, singers, or movie stars.

How does he(she) look like? What can he(she) do very well?

Why do you like him(her)?

## ■ 주요 단어 미리 배우기

■ 책을 읽기 전 주요 단어를 미리 익힙니다.

(something, know, maybe, matter)

빈출 단어 something, know, maybe는 함께 읽고 문장 중에서 단어를 확인한 후 빈출 단어가 포함된 문장을 만들어 봅니다.

matter의 의미를 추측하며 이야기합니다.

- Say this word, matter.

The matter means the problem.

If someone has trouble, you could ask, "What's the matter with you?" If you don't have any trouble with you, you could say, "Nothing is the matter with me."

## ■ 파닉스

- ea 소리를 확인하고 포함된 단어를 익힙니다.

준비물

알파벳 카드(e, a), 단어 카드(bread, head, feather, spread, measure, sweater, breakfast, heavy)

- Here are two vowels **e** and **a**.

They make one vowel sound, short /e/.

Let's read this word, bread. Ea makes the short /e/ sound in this word.

bread	head	feather	spread
measure	sweater	breakfast	heavy

- 단어의 의미를 말해주면 해당하는 단어를 빠르고 정확하게 쓰거나 말하도록 합니다.

- This is something I can do with a ruler. (measure)
- This is something that makes me warm. (sweater)
- This is something birds have on their wings. (feather)
- This is something I can do with jam on a bread. (spread)
- This is something on top of my body. (head)
- This is something made with flour. (bread)
- This is something I eat in the morning. (breakfast)



## ■ 내용 이해 및 쓰기

### ■ 다시 한 번 책을 읽으며 다음의 내용을 확인합니다.

- Who is the main character of the story? The Frog.
- What's wrong with his chest?  
There's something going thump-thump in his chest.
- What did Piglet tell Frog about his problem?  
He told Frog he had a cold.
- Who told Frog he was in love? The Hare.
- How was Frog when he learned he was in love?  
He was very happy.
- Who was he in love with?  
He was in love with a duck.
- What did Frog put on Duck's house?  
He gave Duck a painting and flowers.
- Why do you think Frog could not eat food and sleep at night?  
Because he couldn't pluck up the courage to speak.
- What did Frog try to do to make Duck love him back?  
He tried to break a high jump record.
- What happened to Frog when he tried to jump very high?  
He lost his balance and fell to the ground.
- Who took Frog home and nursed him with care? Duck.
- Did Frog finally pluck up his courage to speak?
- What did he say to Duck?  
He said, "I'm so fond of you!"
- What about Duck? Did Duck like Frog too? Yes.

### ■ Retelling을 통해서 줄거리를 정리해 봅니다.

- What happened to Frog in the beginning?  
What did he learn from Hare?
- What did Frog try to do to show his love? Then what happened to him?
- When Frog fell to the ground, what did Duck do?  
Then what happened to them?

### Teacher's Tip

Frog의 행동을 보고 Frog의 기분이 어떻게 바뀌는지 이야기해 봅니다.

Activity 1

Complete the words and circle the words that have the same middle sound as  .



l \_ \_ f



h \_ \_ d



br \_ \_ kfast



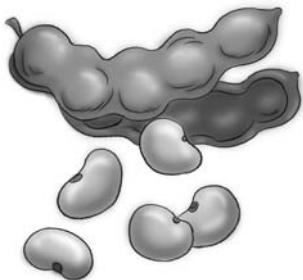
sw \_ \_ ter




f \_ \_ ther



m \_ \_ t



p \_ \_ s



h \_ \_ vy



spr \_ \_ d

Summarize the story using the words below.

### Beginning

Frog was not well because there was something \_\_\_\_\_  
thump thump in his chest.

\_\_\_\_\_ told him he was in love.

Frog was so happy and he knew he was in love with \_\_\_\_\_.

### Middle

Frog put a beautiful \_\_\_\_\_ and flowers on Duck's house but  
he couldn't pluck up his \_\_\_\_\_ to speak.

So he tried to break a high jump \_\_\_\_\_ to surprise Duck.

He jumped very high but \_\_\_\_\_ to the ground.

### Ending

Duck took Frog home and \_\_\_\_\_ him with very good care.

Frog told Duck he was \_\_\_\_\_ of her and Duck did too.

So they \_\_\_\_\_ each other after that.

Hare  
painting

fond  
going

loved  
Duck

fell  
nursed

record  
courage

How would Frog write a letter for Duck?  
Complete the letter.

Dear Duck,

How are you? I am Frog.

I have something to tell you.

I like you because \_\_\_\_\_

\_\_\_\_\_.

I want to \_\_\_\_\_ together.

Let's meet at \_\_\_\_\_ .

with love,

Frog