

■ 배경지식 쌓기

Plant에 대해 알아보기

■ 주요단어 미리배우기

- 빈출 단어: tiny, others, than
- Story word: drifts

■ 파닉스

r-controlled vowel ur


■ 주요 단어

drowns, desert, settle,
burst, weed, neighbor, looms

■ 내용 이해 및 쓰기

- 이야기의 주요 요소 파악하고 사건을 중심으로 정리하기
- 사건이 일어난 순서대로 정리하기

The Tiny Seed



조그만 하나의 씨앗이 멋진 꽃이 되기까지의 여정을 잔잔하게 그려낸 책입니다. 이야기를 읽으며 자연스럽게 과학적인 지식을 알 수 있고 plant와 관련된 용어의 반복적인 사용을 통해 어휘력을 강화시켜줍니다.

또한 작은 씨가 모든 역경을 이겨내고 커다란 꽃이 되기까지의 과정을 보며 생명 탄생의 숭고함과 자연 보호에 대해 생각해 볼 수 있습니다.

1차시 Introduce the Book

Teacher's Tip

아이들이 좋아하는 나무나 꽃에 대해서 이야기해 봅니다.

■ 배경지식 쌓기

■ plant에 대해 이야기를 나누고 내용을 정리해 봅니다.

- What do you know about the plants?

Can you name some plants that you know of?

Where do plants start?

What do the plants need to grow?

Plants grow and change. How do plants grow?

아래의 문장을 이용해서 자신의 생각을 말해 봅니다.

- A _____ is a plant.
- Plants start as a little _____.
- Plants need _____ to grow.
- Plants grow and change.

First, the seed sprouts.

Next, the plant grows big.

Then, the plant has a flower.

Last, the plant has a seed.

■ 주요 단어 미리 배우기

■ 책을 읽기 전 주요 단어를 미리 익힙니다.

(tiny, others, than, drifts)

빈출 단어 tiny, others, than은 함께 읽고 문장 중에서 단어를 확인한 후 빈출 단어가 포함된 문장을 만들어 봅니다.

drifts의 의미를 추측하며 이야기합니다.

- Let's learn this word. Can you read this word? Drift.

Drift means to slide or float.

What can be drifting in the sky?

A kite can be drifting in the sky. A cloud can be drifting in the sky.

What can be drifting on water?

Teacher's Tip

- I have a tiny rock.
- Tom has five cards.
One is red and the others are yellow.
- Harry is smarter than Tom.

■ 파닉스

- ur 소리를 확인하고 포함된 단어를 익힙니다.

준비물

알파벳 카드(u, r), 단어 카드(turn, purse, burst, turtle, purple, church, curl, hurl)

- Here are two letters **u** and **r**. They make the /ɜ:r/ sound in the words.
Listen! b•ur•n. burn.
Let's read these words together.

단어 카드를 읽으며 알파벳 ur의 소리를 확인합니다. 모든 단어를 빠르고 정확하게 읽을 수 있도록 연습합니다.

turn	purse	burst	turtle
purple	church	curl	hurl

알맞은 단어를 넣어 문장을 완성합니다.

- I go to _____ every Sunday. (church)
- My cats _____ up when they take a nap. (curl)
- _____ is my favorite color. (purple)
- The fireworks _____ into the sky. (burst)
- Now it is your _____ to read. (turn)
- My mom puts some coins in her _____. (purse)
- Two men _____ the stones to the big bear. (hurl)

2차시 Language Art

Teacher's Tip

꽃 그림을 보면서 각 부분을 나타내는 단어를 알아보고 label을 만들어 붙여봅니다.

■ 주요 단어

■ 주요 단어를 익힙니다.

준비물 단어 카드(drowns, desert, settle, burst, weed, neighbor, looms)

우선 단어 카드를 보며 알고 있는 단어와 모르는 단어로 분류합니다.

뜻을 아는 단어는 다양한 문장을 통해 그 뜻을 상기하며 정리하고 뜻을 모르는 단어는 단어의 뜻이 표현된 그림이나 사진을 활용하거나 관련된 이야기를 하며 단어의 뜻을 익힙니다.

책에 있는 문장을 이용하여 단어의 의미를 추측해 봅니다.

(drowns)

- ‘One seed falls into the water and drowns.’

You can re-read the sentence and use other words to find the meaning of drowns.

One seed falls into water, then what will happen?

Right, it will go down into water and it will die. In other words, it will drown.

So drown means to go down into water and die.

- If you cannot swim, you will drown.

뜻이 같은 말로 바꾸어 단어의 의미를 이해합니다.

- After their long trip, the seeds settle down.
(stay)

- Then a shadow looms over them.
(comes out)

- The seeds grow so round and full, they start to burst open.
(pop)

■ 내용 이해 및 쓰기

■ 다시 한 번 책을 읽으며 다음의 내용을 확인합니다.

- What was the beginning of this story?
A strong wind makes the seeds blow and carry them far away.
- What happened to the one seed that flew higher than the others?
The sun's rays burn it up.
- Why is a tall and icy mountain not good for the seeds?
Because the ice never melts and the seeds cannot grow.
- Where do the seeds fly after the tall and icy mountain?
They fly over the ocean.
- What happened to the one seed when they flew over the ocean?
It fell into the water and drown.
- Where do the seeds settle down at the end? On the ground.
- Ok, let me check where the tiny seed passed by.
It went under the sun, the tall and icy mountain, over the ocean, and on the ground.
- What are the dangers that the seeds can find on the ground?
Birds or mice could eat them.
- What happens to the seeds when spring comes?
The seeds burst open.
- Why does a little plant die next to a big plant?
Because the big plant takes all the sunlight and the rain away.
- What are more dangers to the plants when they are growing?
People could step and pick the plants.
- What happened to the tiny seed after all?
It was alive and became a giant flower.
- What will happen next?
It will make more seeds to make new flowers.

■ 사건이 일어난 순서대로 내용을 정리해 봅니다.

- Let's think about the story again. How did the tiny seed travel?
First, what makes the seeds blow and travel?
Next, where do the seeds travel?
Then, where do the seeds settle down?
Last, what happens to the tiny seed at the end?

Activity 1

Complete the words and circle the picture with **ur**.



p _ _ se



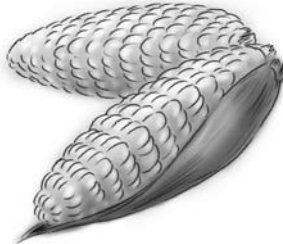
p _ _ k



f _ _ k




g _ _ den



c _ _ n



ch _ _ ch



b _ _ n



t _ _ nip



h _ _ n

Activity 2

Complete the sentences and place them into the summary chart.

First, the strong wind blows.

Next, they pass a tall and icy mountain, a deep ocean, and a hot, dry desert.

Then, the seeds finally settle down on the ground.

Last, the seeds burst open when spring comes but most plants couldn't be alive.




Some seeds die when they _____ each place.

But they are still not _____ from the animals like birds or mice.

The tiny seed is alive and _____ to a giant flower.

The tiny seed go up in the air and _____ with the other seeds.

Draw and write about your favorite flower.



A _____ is my favorite flower.

It is _____ and _____.

The petals are _____.

The stem is _____.

It smells _____.

I can see it _____.