

■ 배경지식 쌓기

Moon에 대해 알아보기

■ 주요단어 미리배우기

- 빈출 단어: never, above, near
- Story word: give up

■ 파닉스

tch로 끝나는 단어


■ 주요 단어

burrow, poke, tripped, fetch, paws, tumbled, noticed, pale, wrinkled, vanished, sobbed

■ 내용 이해 및 쓰기

- 이야기의 주요 요소 파악하고 사건을 중심으로 정리하기
- 내용 요약하기

Bringing Down the Moon



땅속에서 나와 난생 처음 멋진 달을 본 두더지는 달을 갖기 위해서 여러 가지 방법을 동원하지만 번번이 실패합니다. 물웅덩이에 비친 달이 하늘에서 떨어진 줄 알고 주우려다 달이 사라져버려 영영 우는 두더지의 모습은 사랑스럽기 그지 없습니다. 아름답게 빛나는 달의 모습을 보며 두더지의 다양한 노력을 재미있게 살펴 보세요.

1차시 Introduce the Book

Teacher's Tip

주인공인 Mole에 대해 이야기해 봅니다.

- What do you know about the mole?
How is it look like?
Where does it live?
What does it eat?

Teacher's Tip

- Do you have something that you never eat?
- The light is above my head.
- A beautiful park is near my house.

■ 배경지식 쌓기

■ 표지를 보면서 moon에 대해 이야기를 나누고 내용을 정리해 봅니다.

- Look at the cover of this book.
What do you see? Do you know the name of this animal?
What is in the sky? What does the mole have?
What do you think the mole is doing with a stick?
- Let's say the facts that you know about the moon.
Where is it?
What color is it?
What is the shape?
Can you catch it? Is it far away from earth?

■ 주요 단어 미리 배우기

■ 책을 읽기 전 주요 단어를 미리 익힙니다.

(never, above, near, give up)

빈출 단어 never, above, near는 함께 읽고 문장 중에서 단어를 확인한 후 빈출 단어가 포함된 문장을 만들어 봅니다.

give up의 의미를 추측하며 이야기합니다.

- Here are two words, give and up.

Give up means to stop.

I sometimes want to give up when I study math.

This means that I sometimes want to stop when I study math.

Do you want to give up sometimes?

When do you want to give up?

■ 파닉스

- tch 소리를 확인하고 포함된 단어를 익힙니다.

준비물

알파벳 카드(t, c, h), 단어 카드(catch, hatch, match, patch, scratch, snatch, fetch, sketch, itch, ditch, pitch, witch)

- Let's learn the words that end with **tch**.
Tch makes the /tʃ/ sound.
Look at this word. /k/, /æ/, /tʃ/, catch.
Let's say some other words that end with the /tʃ/ sound.

각각의 단어 카드를 빠르고 정확히 읽으며 소리를 확인합니다.

catch	hatch	match	patch
scratch	snatch	fetch	sketch
itch	ditch	pitch	witch

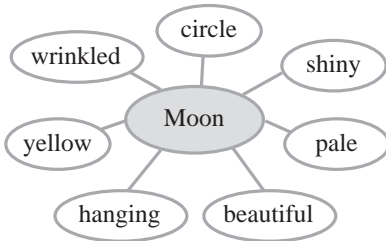
챠트를 하며 단어의 의미를 파악합니다. 동작을 나타내는 말은 함께 동작을 흉내내며 불러봅니다.

- I have a ball. What can I do?
I can catch, catch, catch! I can pitch, pitch, pitch!
I have puzzles. What can I do?
I can match, match, match!
I have crayon. What can I do?
I can sketch, sketch, sketch!
I throw the ball. What can I do?
I can fetch, fetch, fetch!
I fly on the broom. Who am I?
I am a witch, witch, witch!
I can hide here. Where am I?
I am in a ditch, ditch, ditch!
My head is itchy. What can I do?
I can scratch, scratch, scratch!
I have a hole on my socks. What can I do?
I can patch, patch, patch!

2차시 Language Art

Teacher's Tip

책에 등장하는 Moon과 관련된 단어를 정리해 봅니다.



주요 단어

주요 단어를 익힙니다.

준비물

단어 카드(burrow, poked, tripped, fetch, paws, tumbled, noticed, pale, wrinkled, vanished, sobbed)

우선 단어 카드를 보며 알고 있는 단어와 모르는 단어로 분류합니다.

뜻을 아는 단어는 다양한 문장을 통해 그 뜻을 상기하며 정리하고 뜻을 모르는 단어는 단어의 뜻이 표현된 그림이나 사진을 활용하거나 관련된 이야기를 하며 단어의 뜻을 익힙니다.

동의어(synonym)를 이용하여 단어의 의미를 이해합니다.

burrow : hole poked : pushed vanished : gone
 fetch : bring tripped : fell sobbed : cried
 paws : animal feet tumbled : fell pale : not bright
 noticed : saw wrinkled : lined

주요 단어를 명사, 동사, 형용사로 나누어 봅니다.

noun	verb	adjective
burrow paws	poked tripped tumbled sobbed fetch noticed vanished	pale wrinkled

알맞은 단어를 넣어 문장을 완성합니다.

- Mole _____ the stick up to the moon. (poked)
- Mole lives in a _____. (burrow)
- Mole _____ down from the tree. (tumbled)
- Mole _____ because the moon was gone. (sobbed)
- I will _____ the moon down the tree. (fetch)
- Mole has four _____. (paws)
- Mole _____ the moon in the puddle. (noticed)
- The moon _____ when Mole touched it. (vanished)
- The moon was _____ and _____ in the puddle. (pale, wrinkled)
- Mole _____ over on the Hedgehog. (tripped)

■ 내용 이해 및 쓰기

■ 다시 한 번 책을 읽으며 다음의 내용을 확인합니다.

- What did Mole see when he came out of his burrow?
He saw the moon in the sky.
- What did Mole want to do when he saw the moon?
He wanted to have it.
- What did Mole do first to have the moon?
He jumped up to pull it down.
- Do you think Mole can pull the moon down? Why not?
- What did Mole do next to get the moon?
He got a stick and poked at the moon.
- Why did Mole throw the acorns at the moon?
Because he wanted to knock down the moon.
- Who told Mole that he would never do that?
Squirrel told him that he would never do that.
- Where did Mole go to fetch the moon? He climbed up the tree.
- What happened to Mole when he tried to pull the moon on the tree?
He fell down into the puddle on the ground.
- What did he think when he saw the moon in the puddle?
He thought the moon fell down with him.
- What happened when Mole touched the moon in the puddle?
The moon broke into pieces and vanished.
- Did Mole see the moon again? What did Mole learn from other animals?
He saw the moon in the sky and he learned that the moon is always in the sky and it is not near as it looks.

■ 아래의 질문을 이용하여 이야기를 요약해 봅니다.

- Think what happened in the beginning part.
What did Mole see in the sky? What did Mole want to do?
- In the middle part, what did Mole do? Mole tried to pull the moon down.
How did he do so? Let's use sequence words first, next, then, and last to tell what Mole did to get the moon. What happened to him when he climbed up the tree?
- In the end, what did Mole see in the puddle? What did he do?
What happened when he touched the moon in the puddle?
Did the Mole see the moon again? Where did he see the moon?

Teacher's Tip

주인공 Mole의 행동을 보며 성격에 대해 이야기해 봅니다.

- Let's talk about the main character Mole.
Mole wanted to have the moon.
What do you want to say about Mole? Is it silly?
So he tried to pull down the moon in many different ways. He did not give up.
What do you want to say about Mole? Is it brave?

Circle the correct word.



fetch / patch



patch / catch



sketch / scratch



hitch / hatch



match / itch



rich / witch

Place the sentences in the correct place.

Beginning

Mole saw the moon in the sky.

Middle

First, he jumped up to pull the moon down.

Last, he climbed up to the tree to fetch the moon.

Ending

Mole saw the moon in the puddle.

He was so sad.



And he touched the moon but it vanished.

But he fell down in the puddle on the ground.

Then, he threw the acorns at the moon.

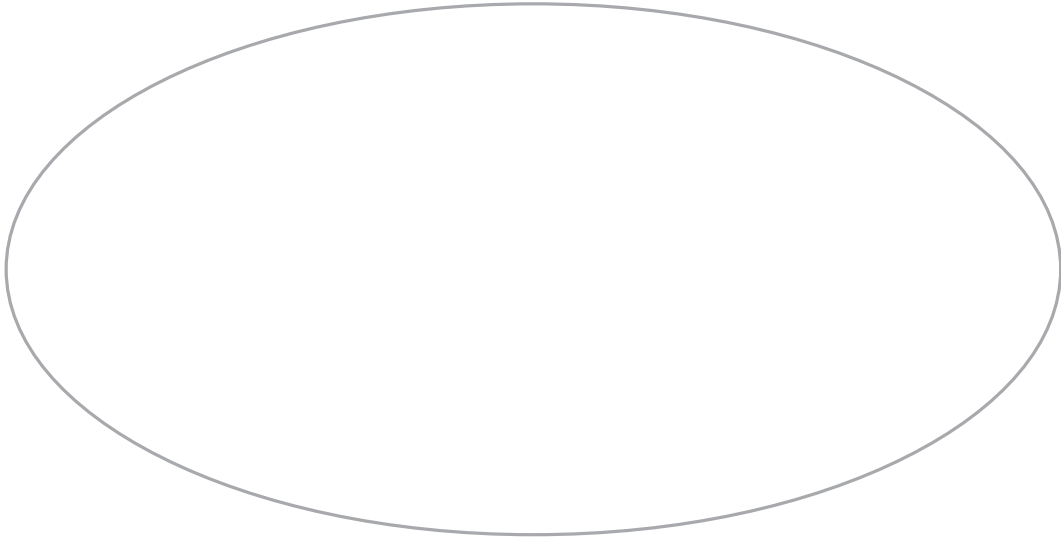
He thought it was so beautiful.

So he wanted to have the moon.

Next, he poked the stick up at the moon.

Soon Mole saw the moon in the sky again.

Draw and write about the moon.



The moon is _____.
(Where can we see the moon?)

It is _____
(How does it look? Use some adjectives to describe the moon.)

_____.

It is _____.
(Is it far away or near?)