
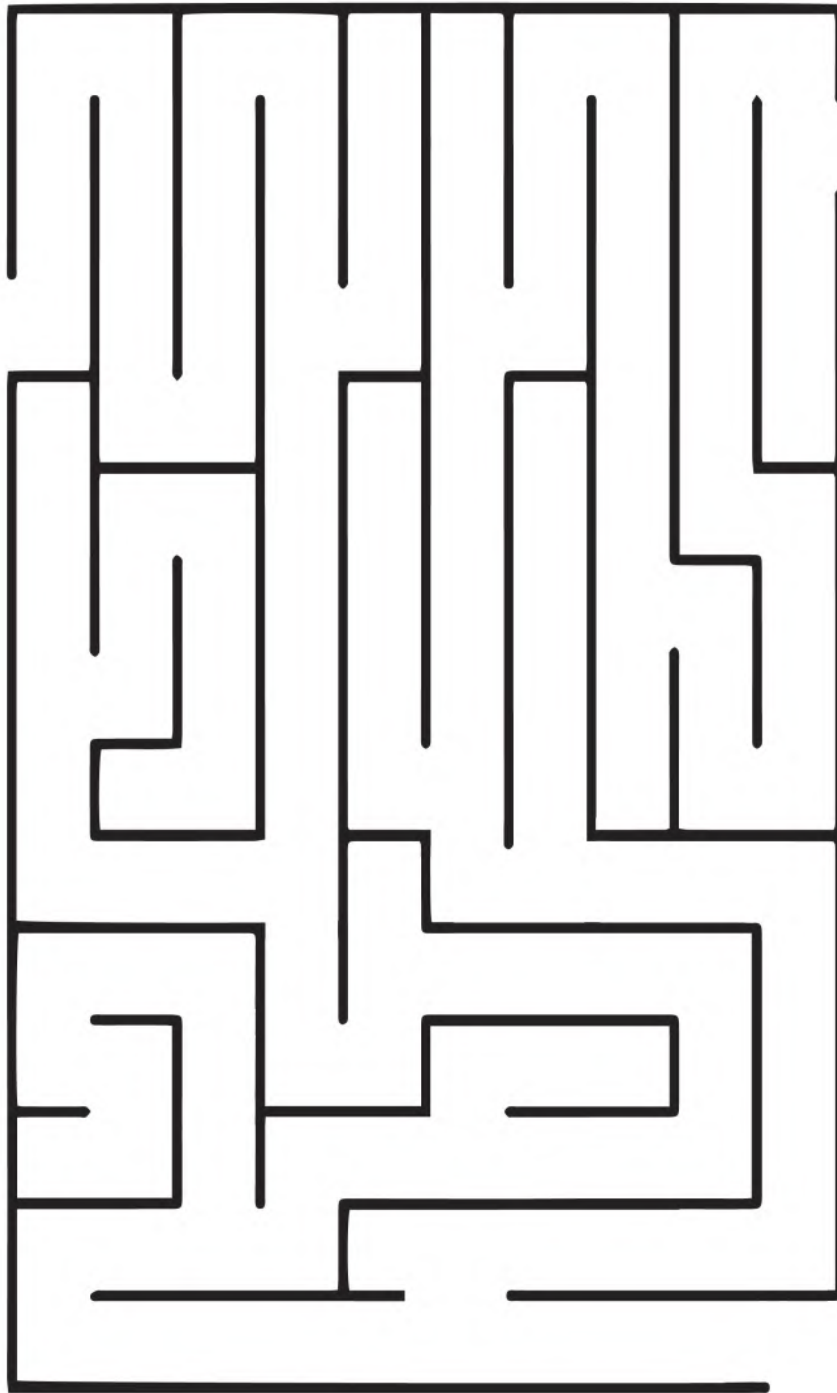


Maze

At first, Stick and Stone are lonely and alone. But then Stick helps Stone, and a friendship grows. Find the paths that lead Stick and Stone from their solitary beginnings to their happy friendship.



Stone

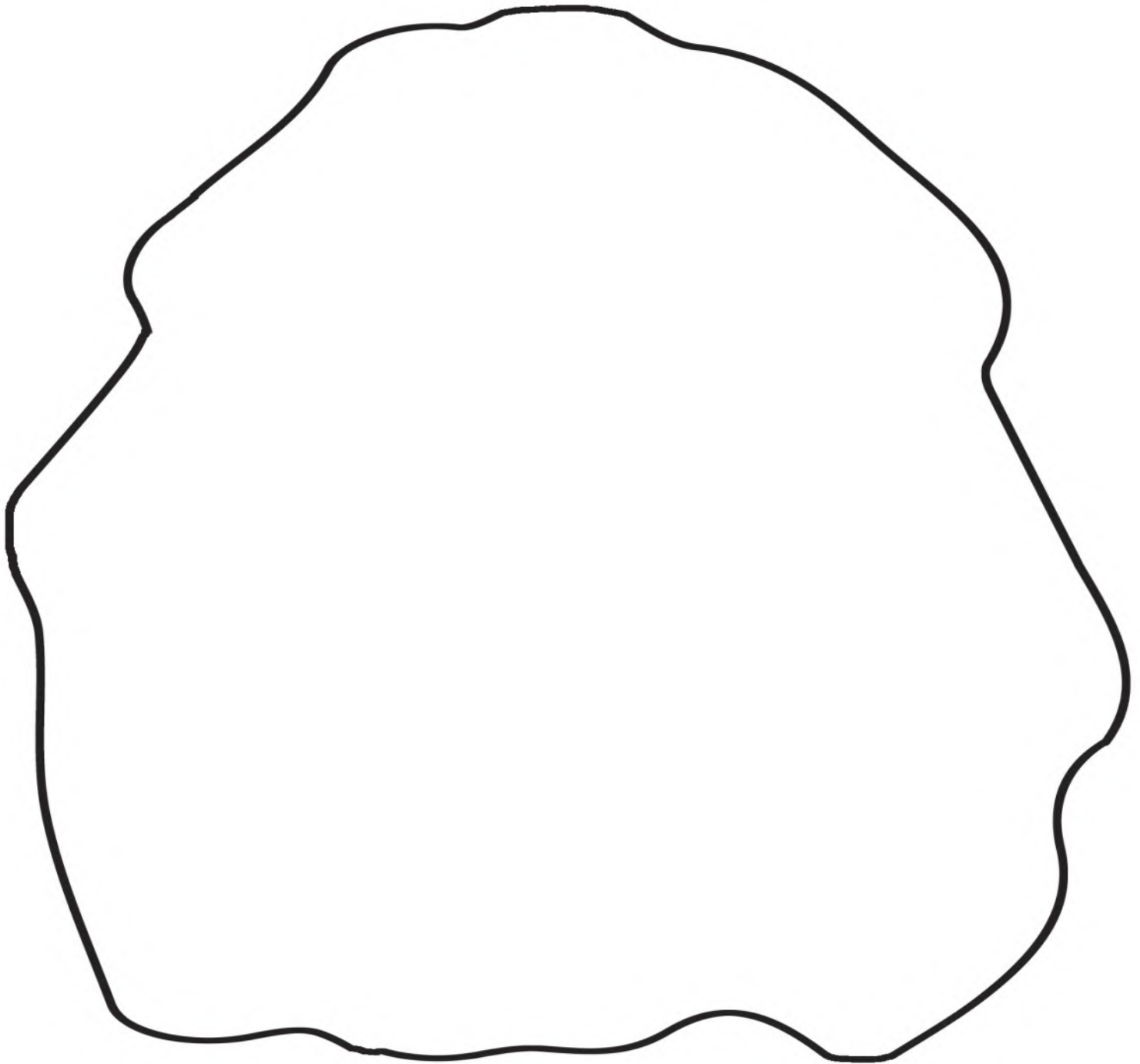


Stick, Stone. No longer alone.

Imagine and Draw







Stick and Stone have fun lazing and wandering together, and they also like to explore! What do you imagine they found in this cave? Draw a picture of it!



Puppets

Cut out the finger puppets below and tape the tabs together to make rings for fingers. Act out the story, or make up your own adventures for Stick, Stone, and Pinecone!

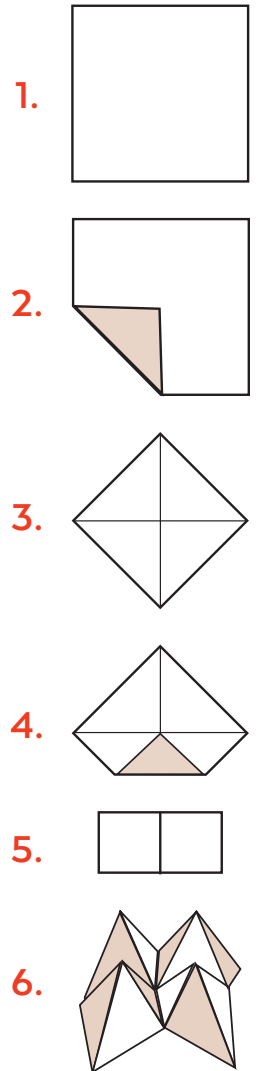


Friend Catcher

Cut out the Friend Catcher template on the next page.


FOLDING INSTRUCTIONS

1. Put the catcher face down on a table; the plain side of the paper should be facing you.
2. Fold the four corners in toward the center of the square, creasing along the blue lines.
3. Flip that square over so the “Friendship Rocks!” side is facing you.
4. Fold the four corners in toward the center of the square, creasing along the orange lines.
5. Fold the bottom edge of the square so it’s even with the top edge, creating a rectangle.
6. Work your thumb and first finger under the four flaps and push your fingertips together to create the four points meeting in the center. Work your fingers in unison, moving side to side and then up and down to make your Friend Catcher open and close. When it’s open, you’ll see numbers on the inside flaps.









FRIEND-CATCHING INSTRUCTIONS

- Invite a classmate to pick one of the images on the outside of the catcher: Stick, Stone, Pinecone, or Friends.
- Working your fingers in unison, spell out the name of the chosen character, moving the catcher with each letter. Example: S-T-I-C-K moves the catcher five times.
- Have the classmate pick one of the numbers showing. Move the catcher that many times.
- Have the classmate pick a number again. Open the catcher to reveal the question beneath the number chosen and pose it to your classmate.



Now you’ve caught a friend!

Friend Catcher Template

 <p>Pinecone</p>	<p>7</p> <p>Who are your favorite friends?</p>	<p>8</p> <p>Describe a time when a friend stuck up for you.</p>	 <p>Stone</p>
<p>6</p> <p>What is the best way to make a new friend?</p>	 <p>Friendship ROCKS!</p>		<p>1</p> <p>What do you like best about your friends?</p>
<p>5</p> <p>Describe a time when you stuck up for a friend.</p>			<p>2</p> <p>Do you have one best friend or a lot of friends?</p>
 <p>Friends</p>	<p>4</p> <p>What do your friends like best about you?</p>	<p>3</p> <p>What is your favorite thing to do with your friends?</p>	 <p>Stick</p>