



# One Fox

A COUNTING BOOK THRILLER by Kate Read

## AN ACTIVITY KIT

### ABOUT THE BOOK

**One hungry fox with two sly eyes is on the prowl...  
three plump hens had better watch out!**

Rich and colorful illustrations plunge young readers into a dramatic and exciting story set on a moonlit farmyard. With something different to count on each page, learning to count from one to ten has never been so thrilling! This gripping tale by author-illustrator Kate Read also has a hugely satisfying ending that's sure to delight generations.

### STORYTIME ACTIVITIES

**MAKE IT COUNT:** After reading the story, practice counting from 1 to 10. Then write each number on a different piece of paper. Have children illustrate each page (similar to one fox, two eyes, three hens, etc.) and then assemble all the pages to create your own counting books.

**READERS THEATER:** Put on a play of the story by having children act out each spread in the book as you narrate. You can give each child a different role, or act out the whole story as group.

**HAND PRINTS:** When Fox makes "Six silent steps," we can see his paw prints on the page. Have children practice making their own hand or foot prints! They can either trace their hands or feet on paper or paint the palms of their hands (or bottoms of their shoes or feet) and press down on a sheet of paper. Then they can color or decorate the prints.

**FARM ANIMALS:** Ask children if they have ever seen or been to a farm. Discuss all of the different animals found on farms and what each animal's role might be. Ask children why hens would be on a farm. Next, ask them why a fox would be on a farm. Compare and contrast their roles.

**ALL ABOUT ANIMALS:** Ask children how much they know about foxes and hens and how they behave. Then read a nonfiction book, or look online, to learn more about how foxes and hens interact. Discuss the difference between nonfiction and fiction books. Ask the children if this story is fiction or nonfiction, and whether the story is accurate to how these animals behave in real life.




# One Fox

A COUNTING BOOK THRILLER by Kate Read

## AN ACTIVITY KIT

HOW MANY ARE THERE?

Count how many **EGGS, FEATHERS, HENS, PAW PRINTS,** and **FOXES** are in each group. Then write the number in the circle.





# One Fox

A COUNTING BOOK THRILLER by Kate Read

## AN ACTIVITY KIT


### FOX'S BODY PARTS

Name and count FOX'S BODY PARTS.




Body Part:

Number:



Body Part:

Number:



Body Part:

Number:



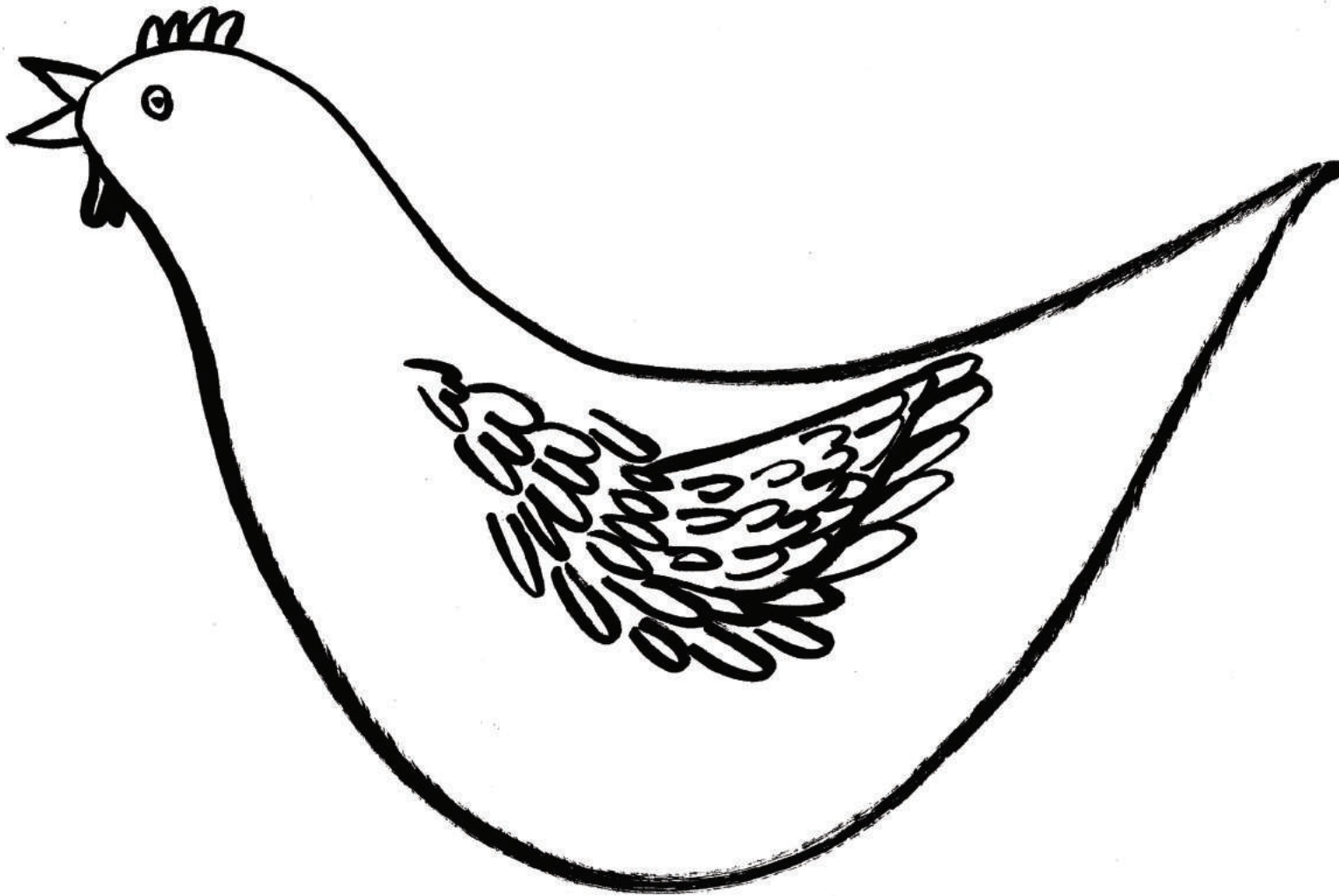
Body Part:

Number:



Body Part:

Number:



Can you color in  
this hen's feathers?

Or cut out some paper  
feather shapes and  
glue them on?

Can you make or draw  
some super fast legs  
for the hen?

If you cut the hen out  
and attach some string,  
it can fly from the ceiling.




PEACHTREE

[www.peachtree-online.com](http://www.peachtree-online.com)

# How to make One (origami) Fox


First cut out the square (ask a grown up to help)



① fold the square in half diagonally, to make a triangle with the color on the outside...



② ...then fold the triangle in half



③ fold in one corner half way to the center to make one ear..



④ ...then the other corner, to make two ears



Tah Dah! One fox!



PEACHTREE

[www.peachtree-online.com](http://www.peachtree-online.com)

